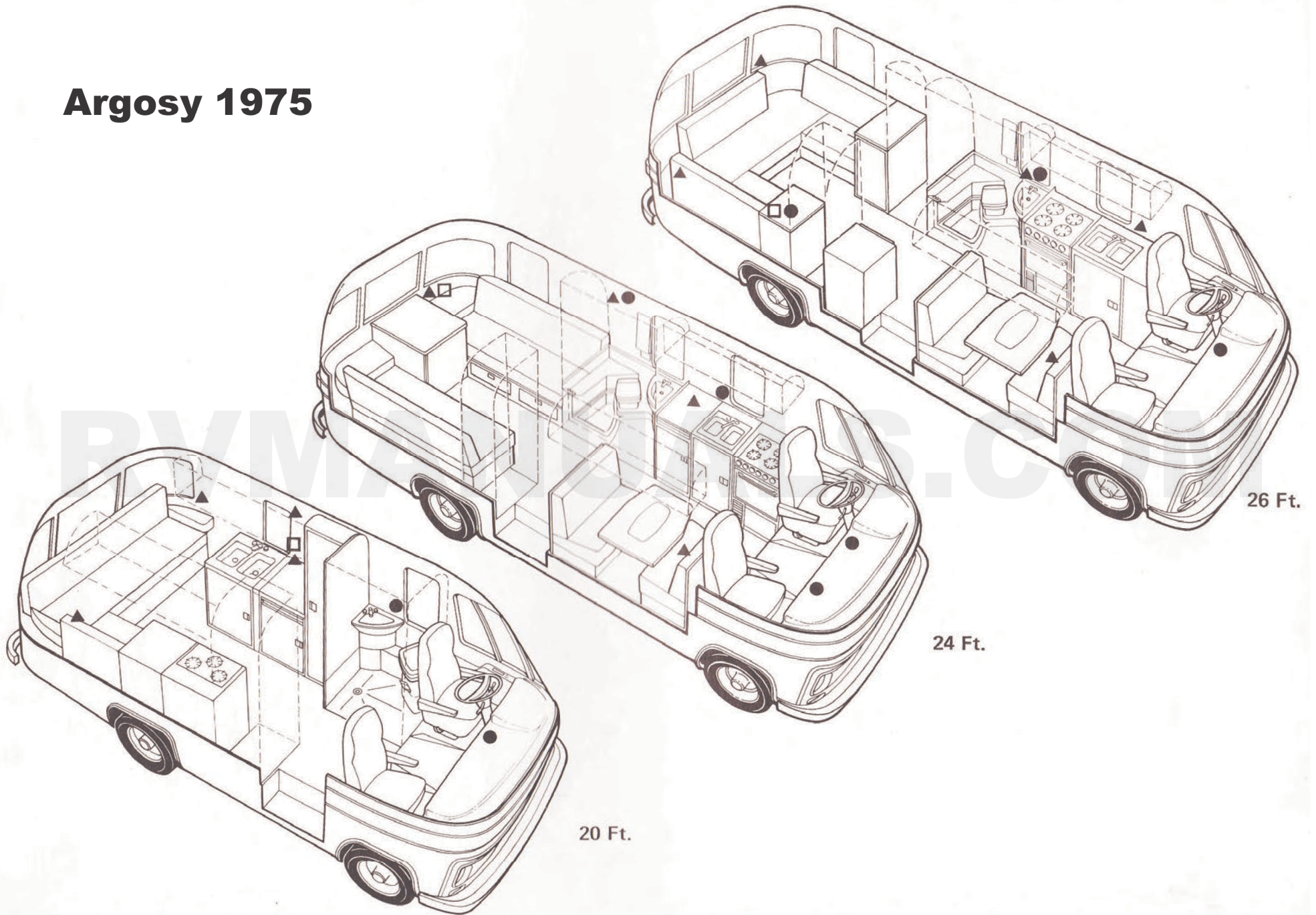


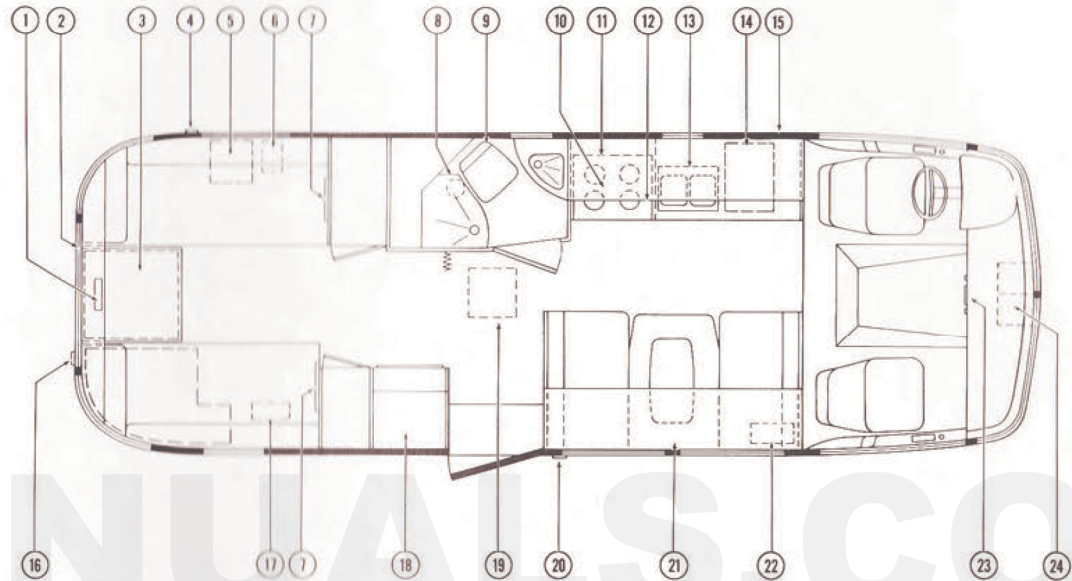
Argosy 1975



Floor Plans

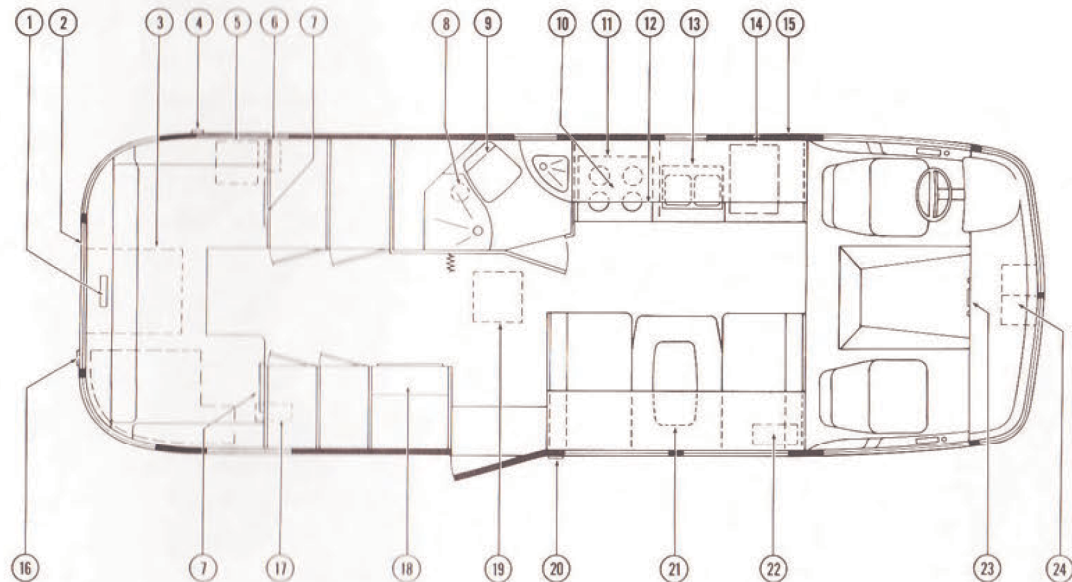
No.	Description	Page No.
-----	-------------	----------

1.	Clock and Thermometer	84
2.	Electrical Inlet – City	99
3.	Generator	100
4.	Water Inlet – City	94
5.	Water Heater	93
6.	120 Volt Circuit Breaker	99
7.	Bed Lights	83
8.	Waste Outlet	96
9.	Toilet	81-97
10.	Central Control Panel	88
11.	Range and Oven	92
12.	Range Exhaust Hood	92
13.	Sink	83
14.	Furnace	90
15.	LPG Tank and Regulator	87
16.	Water Inlet – Tank	94
17.	Water Pump	94
18.	Refrigerator	88
19.	Air Conditioner	84
20.	Gasoline Fill	38
21.	Dinette	81
22.	Univolt	99
23.	Stereo AM/FM Radio/Tape	34
24.	Batteries	44

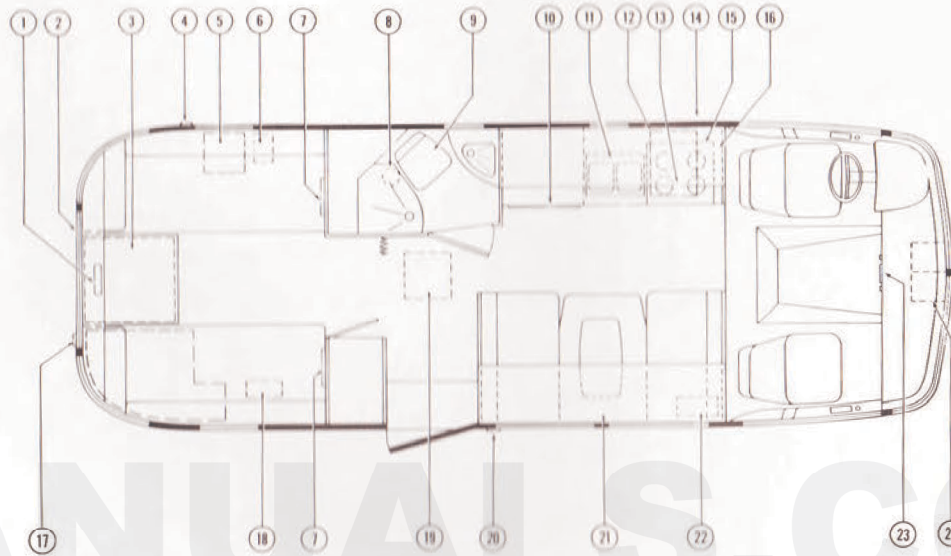


26 Ft. Twin

26 Ft. Double

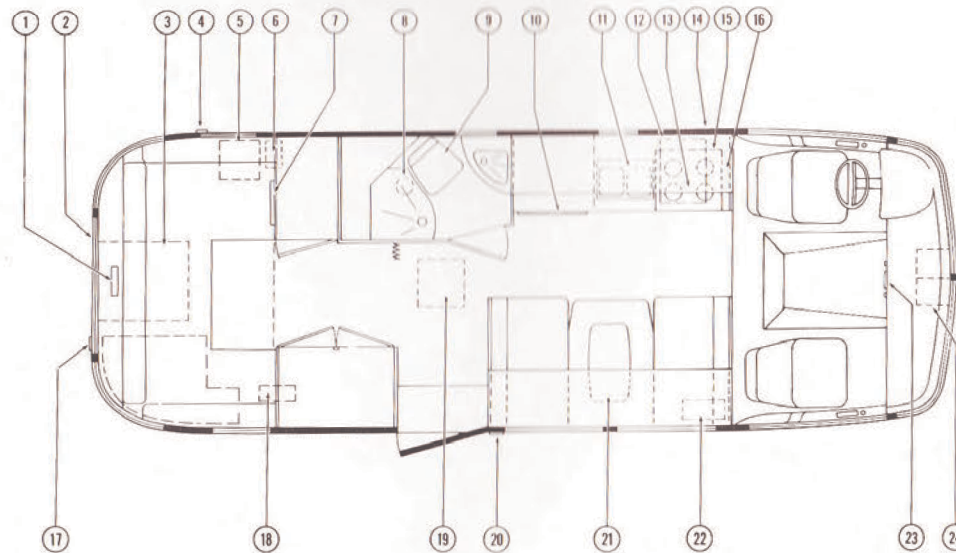


No.	Description	Page No.
1.	Clock and Thermometer	84
2.	Electrical Inlet – City	99
3.	Generator	100
4.	Water Inlet – City	94
5.	Water Heater	93
6.	120 Volt Circuit Breaker	99
7.	Bed Lights	83
8.	Waste Outlet	96
9.	Toilet	81-97
10.	Refrigerator	88
11.	Sink	83
12.	Furnace	90
13.	Central Control Panel	88
14.	LPG Tank and Regulator	87
15.	Range and Oven	92
16.	Range Exhaust Hood	92
17.	Water Inlet – Tank	94
18.	Water Pump	94
19.	Air Conditioner	84
20.	Gasoline Fill	38
21.	Dinette	81
22.	Univolt	99
23.	Stereo AM/FM Radio/Tape	34
24.	Batteries	44

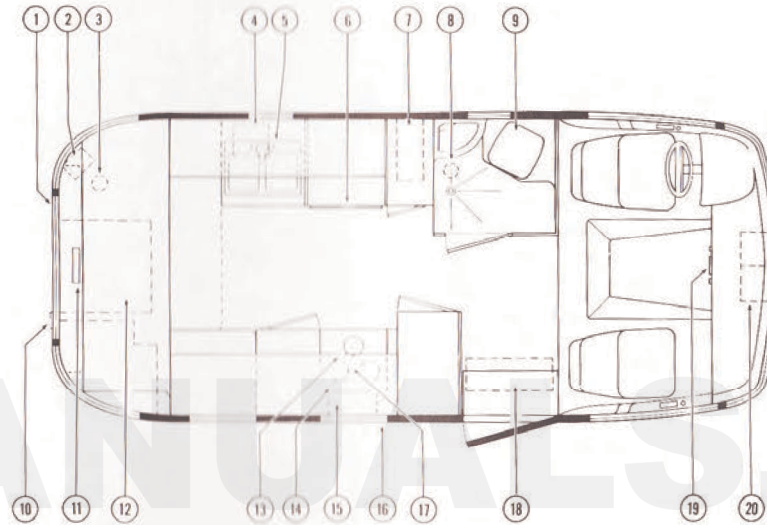


24 Ft. Twin

24 Ft. Double



No.	Description	Page No.
1.	Electrical Inlet — City	99
2.	120 Volt Circuit Breaker Panel	99
3.	Water Pump	94
4.	Water Heater	93
5.	Sink	83
6.	Refrigerator	88
7.	Furnace	90
8.	Waste Outlet	96
9.	Toilet	81-97
10.	Water Inlet — City	94
11.	Clock and Thermometer	84
12.	Generator	100
13.	Central Control Panel	88
14.	Range and Oven	92
15.	Univolt	99
16.	Gasoline Fill	38
17.	Range Exhaust Hood	92
18.	L.P.G. Tank and Regulator	87
19.	Stereo AM/FM Radio/Tape	34
20.	Batteries	44



20 Ft. Side Pull-Out